

6-1

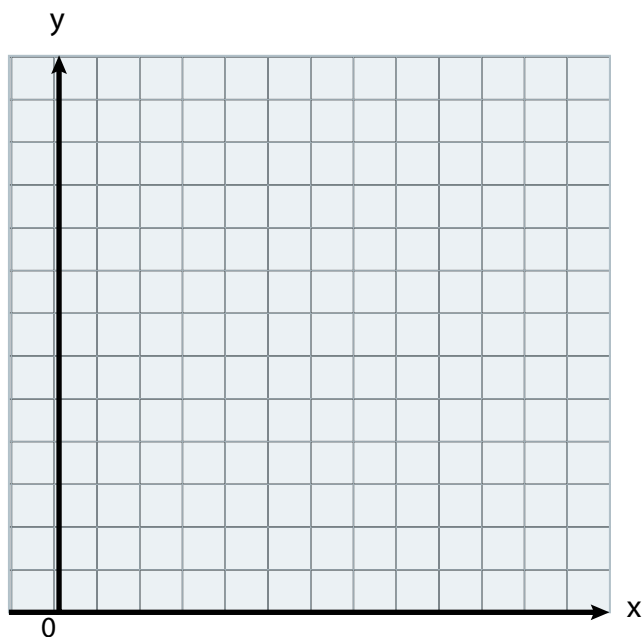
Solving Systems by Graphing

OBJECTIVE: I can solve systems of equations by graphing to analyze special systems



Warm-Up

Two professional downhill skiers are racing at the speeds shown in the diagram. Skier 1 starts 5 s before Skier 2. The course is 5000 ft long. Will Skier 2 pass Skier 1? How do you know?



You can model the problem in the Warm Up with two linear equations. Two or more linear equations form a **system of linear equations**. Any ordered pair that makes all of the equations in a system true is a **solution of a system of linear equations**.

Essential Understanding

Essential Understanding You can use systems of linear equations to model problems. Systems of equations can be solved in more than one way. One method is to graph each equation and find the intersection point, if one exists.

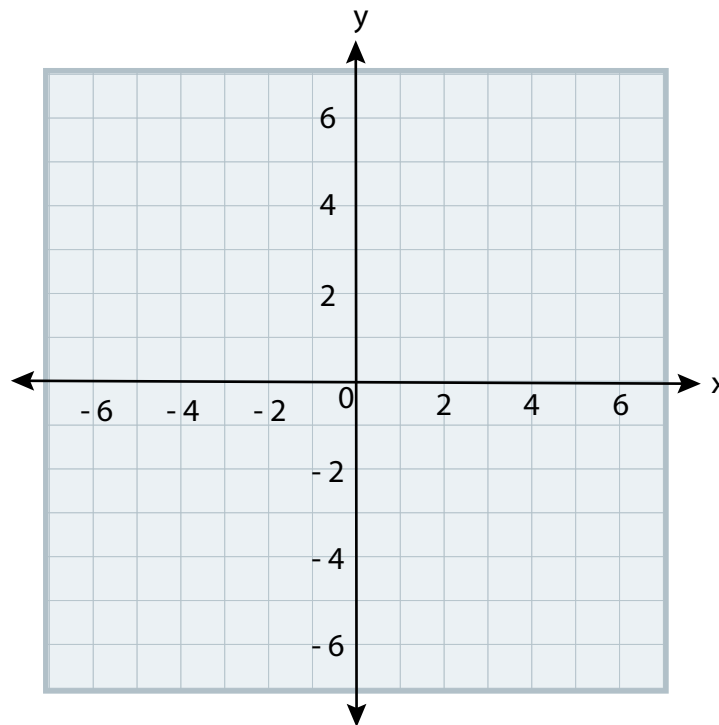


Example

#1 Solving a System of Equations by Graphing



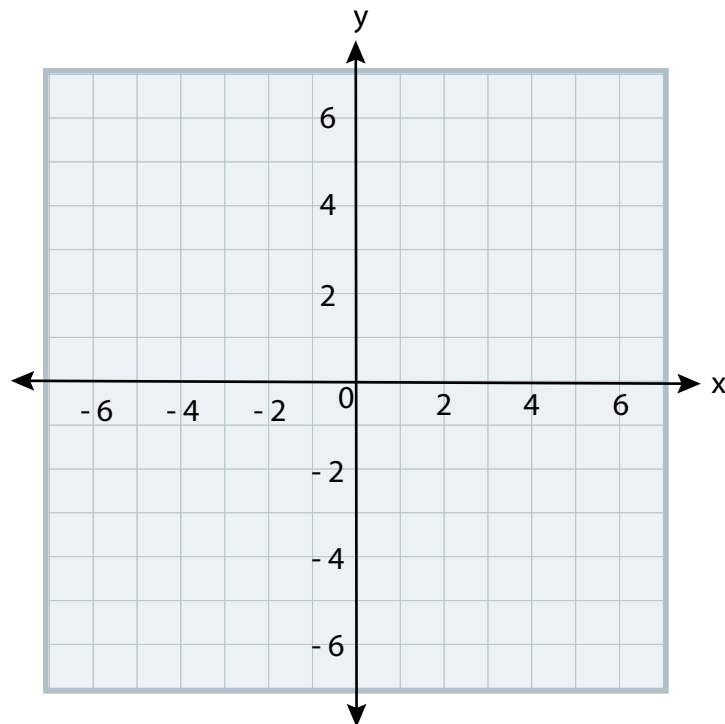
What is the solution of the system? Use a graph.

$$y = x + 2$$
$$y = 3x - 2$$


Your Turn to Work it Out



1. What is the solution of the system? Use a graph.
- $$y = 2x + 4$$
- $$y = x + 2$$




Example

#2 Writing a System of Equations

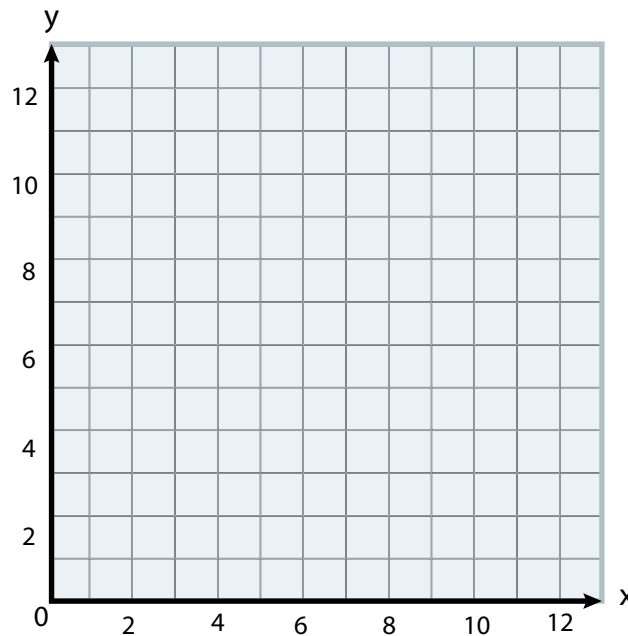



Biology Scientists studied the weights of two alligators over a period of 12 months. The initial weight and growth rate of each alligator are shown below. After how many months did the alligators weigh the same amount?



ALLIGATOR 1
Initial Weight: 4 lb
Rate of Growth:
1.5 lb per month


ALLIGATOR 2
Initial Weight: 6 lb
Rate of Growth:
1 lb per month



Your Turn to Work it Out



2. One satellite radio service charges \$10 per month plus an activation fee of \$20. A second service charges \$11 per month plus an activation fee of \$15. In what month was the cost of the service the same?



Example

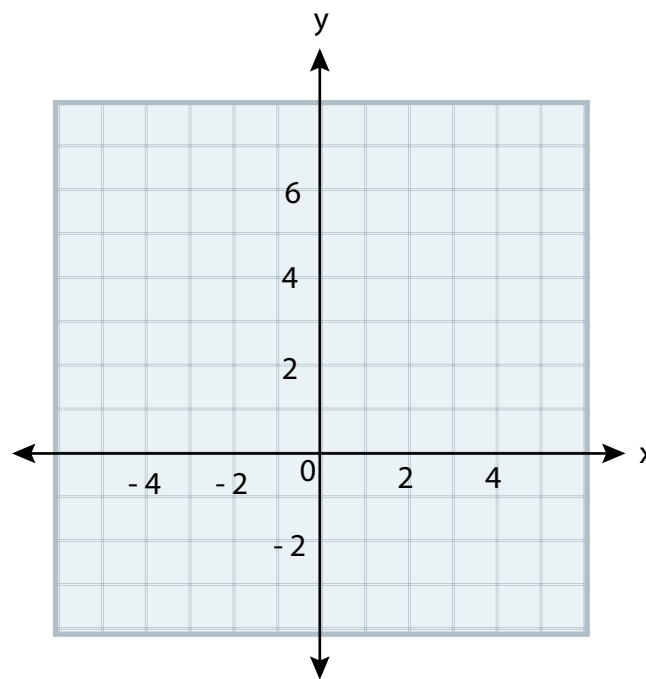
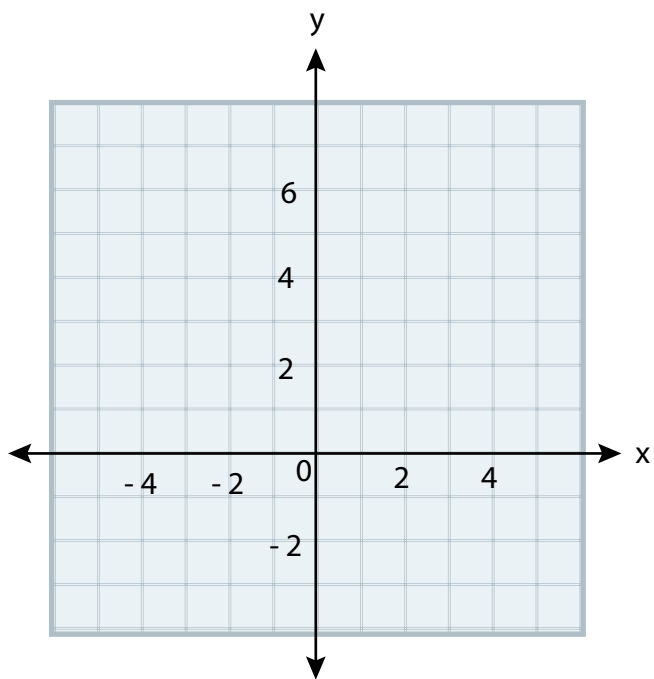
#3 Systems With Infinitely Many Solutions or No Solution



What is the solution of each system? Use a graph.

A $2y - x = 2$
 $y = \frac{1}{2}x + 1$

B $y = 2x + 2$
 $y = 2x - 1$

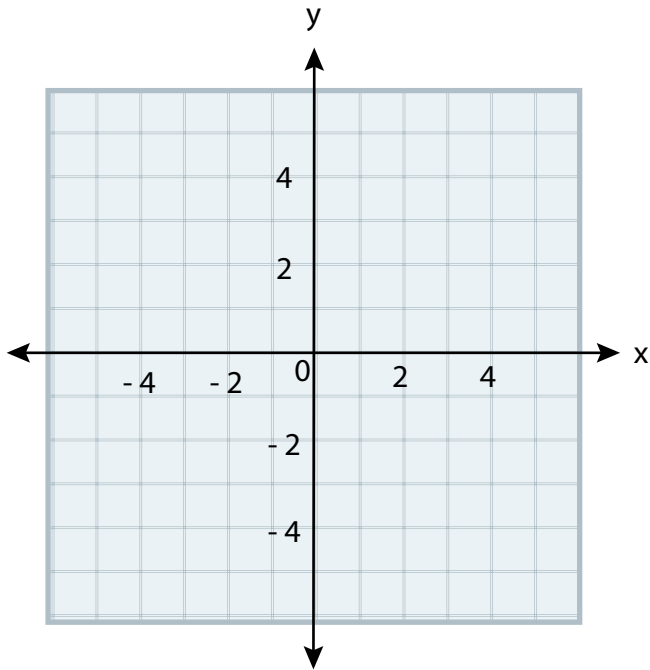


Your Turn to Work it Out

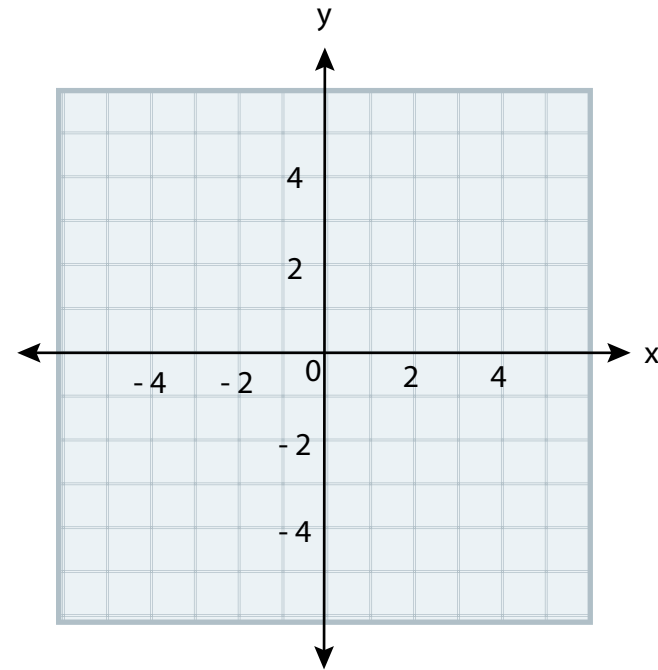


3. What is the solution of each system in parts (a) and (b)? Use a graph. Describe the number of solutions.

A $y = -x - 3$
 $y = -x + 5$



B $y = 3x - 3$
 $3y = 9x - 9$

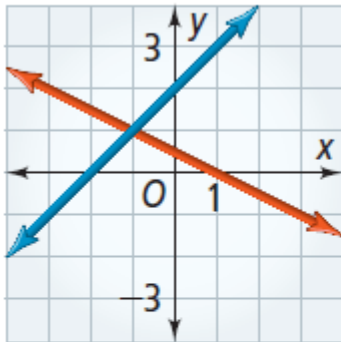


Concept Understanding



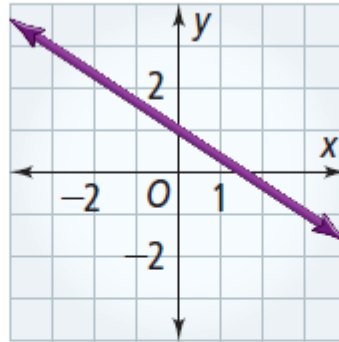
Key Concept: Systems of Linear Equations

One solution



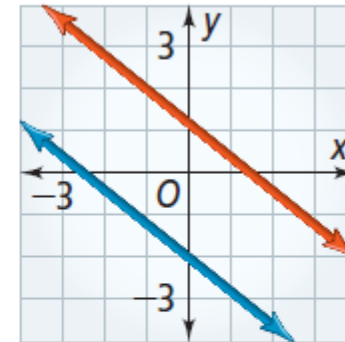
The lines intersect at one point. The lines have different slopes. The equations are consistent and independent.

Infinitely many solutions



The lines are the same. The lines have the same slope and y-intercept. The equations are consistent and dependent.

No solution



The lines are parallel. The lines have the same slope and different y-intercepts. The equations are inconsistent.



Lesson
6-1

Concept Understanding



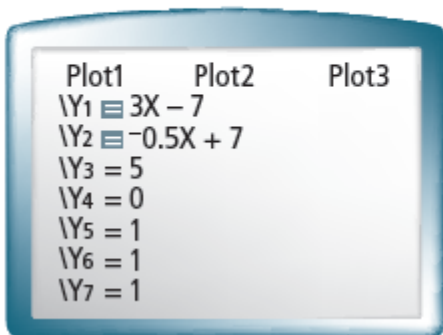
Solve the system using a table.

$$y = 3x - 7$$

$$y = -0.5x + 7$$

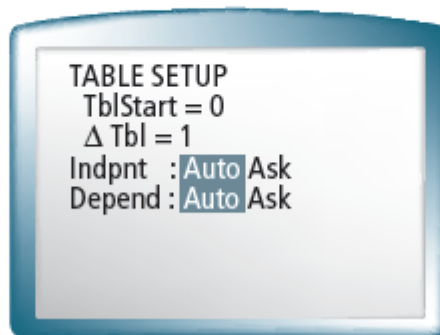
Step 1

Enter the equations in the **y=** screen.



Step 2

Use the **tblset** function. Set TblStart to 0 and Δ Tbl to 1.



Step 3

Press **table** to show the table on the screen.

X	Y ₁	Y ₂
0	-7	7
1	-4	6.5
2	-1	6
3	2	5.5
4	5	5
5	8	4.5
6	11	4

X=0

1. Which x-value gives the same value for Y_1 and Y_2 ?
2. What ordered pair is the solution of the system?

Concept Understanding



Solve the system using a graph.

$$y = -5x + 6$$

$$y = -x - 2$$

Step 1 Enter the equations in the  screen.

Step 2 Graph the equations. Use a standard graphing window.

Step 3 Use the **calc**  feature. Choose **INTERSECT** to find the point where the lines intersect.

3. Copy and complete: The lines intersect at (? , ?), so this point is the solution of the system.

4. How can you use the graph to find the solution of the equation $-5x + 6 = -x - 2$?

Exercises

Use a table and a graph to solve each system. Sketch your graph.

$$5. y = 5x - 3$$

$$y = 3x + 1$$

$$6. y = 2x - 13$$

$$y = x - 9$$

$$7. 2x - y = 1.5$$

$$y = -12x - 1.5$$

8. How can you use the graph of a system to find the solution of the equation $5x - 3 = 3x + 1$?